



*Tilt & Turn Window Systems*

MACO TRICOAT TILT & TURN WINDOW SYSTEM

T 01726 871 025 E [sales@coastal-group.com](mailto:sales@coastal-group.com) W [coastal-group.com](http://coastal-group.com)  
© Coastal Specialist Ironmongery Ltd



**COASTAL**

*Shaping the future.*

### HOW TO WORK OUT THE HANDING ON A TILT & TURN WINDOW SASH

We always view our Tilt & Turn Windows from the 'Inside' of the property, this is due to how this particular type of hardware is supplied.

The window drawn below is a 'Right Hand' Tilt & Turn Master Sash Window with a Turn Only Slave Sash as the points of the red arrow point to the 'hinged side'





## TILT & TURN WINDOW SYSTEM WITH MACO TRICOAT PROTECTIVE FINISH COATING

A Tilt & Turn system which brings many additional benefits to the joiner as well as the homeowner:



- **Very versatile** system allowing for single & double opener configurations
- **Enhanced aesthetics** - slim meeting stiles, maximum glass and no need for a central mullion
- **Double memory gasket** to ensure consistent compression around the frame and provide better weather protection and acoustic values
- **Easy to install**, adjust and square onsite
- **Increased security** - additional locking points and no handles on the outside - ideal for Juliet balconies
- **150kg max sash weight hinges** as standard enabling up to door sizes for Tilt & Turn systems - e.g. sash size of 1400mm W x 2400mm H

**IDEAL FOR USE WITH**  
accoya

**Simplified sections** - one sash profile and one frame profile, with only a slight modification for double sashes making it **quicker to set up and machine**




## FULL SUPPORT PACKAGE

including drawings and in-house quoting configuration software for fast turnaround of quotes and easy ordering.



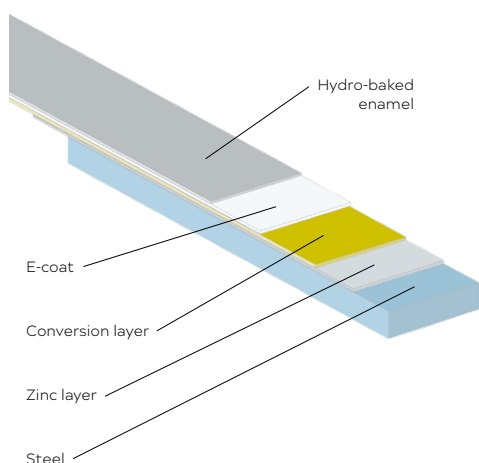
### NEW MACO TRICOAT TILT & TURN WINDOW SYSTEM

- Suitable for many applications including Juliet balcony doors and windows
- In stock to ensure short lead times for you
- Contact us to discuss your requirements on [sales@coastal-group.com](mailto:sales@coastal-group.com) or 01726 871 025



CHECK OUT  
OUR HELPFUL  
'HOW TO FIT'  
& FEATURES  
VIDEOS

[www.coastal-group.com/video-gallery](http://www.coastal-group.com/video-gallery)



### TILT & TURN HARDWARE SUPPLIED WITH UNIQUE MACO TRICOAT 4 LAYER PROTECTIVE FINISH COATING:

- Ideal for installations in harsh corrosive environments, acidic timbers and coastal locations/ saline climates
- Accredited to 1000 hours of salt spray testing before begins to show signs of corrosion – more than twice the industry standard requirement
- Durable and self-healing surface finish MACO TRICOAT finish reduces the risk of potential call-backs from homeowners



# MACO TRICOAT TILT & TURN WINDOW SYSTEM

## CASEMENT WINDOW HARDWARE

LIT-DC-TILT/TURN  
Page 5 of 10

The following components give an overview of the parts used in the MACO TRICOAT Tilt and Turn System. Simply send us your enquiry using the form on page 10 and our in-house configurator will generate a full list of components needed for your scheme. For help with handing, view the diagrams on page 2.



MM Short corner  
element with 1 IS cam



**Part No.**  
TT-MMP01-TR

MM Security corner  
element with 2 IS cams



**Part No.**  
TT-MMP02-TR

MM Power scissor  
stay faceplate



**Part No.**  
TT-MMP03-TR - 600mm  
TT-MMP04-TR - 800mm  
TT-MMP05-TR - 1050mm  
TT-MMP06-TR - 1300mm

MM TBT Stabilising stay



**Part No.**  
TT-MMP07-TR

MM Power scissor  
stay arm 13V



**MMP09**  
shown

**Part No.**  
TT-MMP08-TR - 600/800 Right Hand  
TT-MMP09-TR - 600/800 Left Hand  
TT-MMP10-TR - 1050/1300 Right Hand  
TT-MMP11-TR - 1050/1300 Left Hand

Faceplate extension  
235mm without serrated carrier,  
with 1 IS cam



**Part No.**  
TT-MMP12-TR

Faceplate extensions  
BTV 500mm with 1 IS cam



**Part No.**  
TT-MMP13-TR - 500mm  
TT-MMP14-TR - 750mm

Centre lock extendable  
1280 with 1 IS cam



**Part No.**  
TT-MMP15-TR

MM Power pivot post  
13V



**MMP17**  
shown

**Part No.**  
TT-MMP16-TR - Right hand  
TT-MMP17-TR - Left hand

MM Power pivot  
post cover



**MMP19**  
shown

**Part No.**  
TT-MMP18-TR - Right hand  
TT-MMP19-TR - Left hand

MM Power screws  
for hinges



**Part No.**  
TT-MMP20-TR

MM Power corner  
support



**MMP22**  
shown

**Part No.**  
TT-MMP21-TR - Right hand  
TT-MMP22-TR - Left hand

iS Frame strike



**Part No.**  
TT-MMP23-TR

MM iS TBT Frame  
strike



**Part No.**  
TT-MMP24-TR

Stabilising stay  
striker plate



**Part No.**  
TT-MMP25-TR

iS Frame Adapter  
Piece



**Part No.**  
TT-MMP26-TR

MM 15mm VHH  
drive gear



**Part No.**  
TT-MMP27-TR - 800 with no iS cams  
TT-MMP28-TR - 1250 with 1 iS cams  
TT-MMP29-TR - 1750 with 2 iS cams  
TT-MMP30-TR - 2250 with 3 iS cams

MM Hinge side corner  
500mm with 1 IS cam



**Part No.**  
TT-MMP31-TR



Faceplate extensions  
B-TV 1000mm with 2 iS cams



**Part No.**  
TT-MMP34-TR

Bottom hinge frame  
dowel  
(cill)



**Part No.**  
TT-MMP35-TR

Faceplate ext  
extendable 235  
with 1 iS cam



**Part No.**  
TT-MMP36-TR

Centre locks single piece  
extendable  
with 1 iS cam



**Part No.**  
TT-MMP38-TR

Tilt restrictor for stay gr 00 -  
1 (400/600/800)



**Part No.**  
TT-MMP39-TR

Tilt restrictor for stay  
(1050/1300)



**Part No.**  
TT-MMP40-TR

Stab stay tilt restrictor



**Part No.**  
TT-MMP41-TR

MM Sash lifter



**MMP44**  
shown

**Part No.**  
TT-MMP43-TR - Right hand  
TT-MMP44-TR - Left hand

MM Corner for bottom  
of drive gear



**Part No.**  
TT-MMP46-TR

T&T Drive Gear  
BS 15 FHH



**Part No.**  
TT-MMP47-TR - (431/660) No iS cams  
TT-MMP48-TR - (661/840) 1 iS cam  
TT-MMP49-TR - (841/1090) 1 iS cam  
TT-MMP50-TR - (1091/1340) 1 iS cam  
TT-MMP51-TR - (1341/1590) 2 iS cams  
TT-MMP52-TR - (1591/1700) 2 iS cams  
TT-MMP53-TR - (1701/1950) 3 iS cams  
TT-MMP54-TR - (1951/2200) 3 iS cams  
TT-MMP55-TR - (2201/2450) 4 iS cams

French casement drive  
gears for Eurogroove FHH



**Part No.**  
TT-MMP67-TR - 660mm  
TT-MMP68-TR - 840mm  
TT-MMP69-TR - 1090mm  
TT-MMP70-TR - 1340mm  
TT-MMP71-TR - 1590mm  
TT-MMP72-TR - 1700mm  
TT-MMP73-TR - 1950mm  
TT-MMP74-TR - 2200mm  
TT-MMP75-TR - 2450mm

MM Power turn only  
scissor stay faceplate



**Part No.**  
TT-MMP60-TR - 600mm  
TT-MMP61-TR - 800mm  
TT-MMP62-TR - 1050mm  
TT-MMP63-TR - 1300mm

MM Power turn only  
scissor stay arm 13V



**MMP65**  
shown


**Part No.**  
TT-MMP64-TR - Right hand  
TT-MMP65-TR - Left hand

2-Sashed scissor stay  
with 1 iS cam and striker



**Part No.**  
TT-MMP58-TR

Tilt only block



**Part No.**  
TT-MMP77-TR

Handles  
(see page 7)



**Part No.**  
TTH50  
TTH42  
REG020  
TBH020

Weatherseal



**Part No.**  
SPV124-12



PART NUMBER	PRODUCT DESCRIPTION	FINISH	UNITS
TTH50-SSS	Mitred Tilt & Turn window handle	SSS	Each

- 

Part Number	Product Description	Finish	Units
TTH42-CP	Tilt & Turn locking handle	CP	Each
TTH42-PB	Tilt & Turn locking handle	PB	Each
TTH42-BK	Tilt & Turn locking handle	BK	Each

- 

**FX-KEY-TTH42**  
Spare locking key

Part Number	Product Description	Finish	Units
REG020-LH-SSS	Locking window handle	SSS	Each
REG020-RH-SSS	Locking window handle	SSS	Each
REG020-LH-PSS	Locking window handle	PSS	Each
REG020-RH-PSS	Locking window handle	PSS	Each
REG020-LH-PSB	Locking window handle	PSB	Each
REG020-RH-PSB	Locking window handle	PSB	Each
REG020-LH-PPB	Locking window handle	PPB	Each
REG020-RH-PPB	Locking window handle	PPB	Each
REG020-LH-PBK	Locking window handle	PBK	Each
REG020-RH-PBK	Locking window handle	PBK	Each

- 

**Spare Parts**  
FX-300-(select colour)  
Replacement Screws

Part Number	Product Description	Finish	Units
TBH020-LH-SSS	Locking window handle	SSS	Each
TBH020-RH-SSS	Locking window handle	SSS	Each
TBH020-LH-PSB	Locking window handle	PSB	Each
TBH020-RH-PSB	Locking window handle	PSB	Each
TBH020-LH-PBK	Locking window handle	PBK	Each
TBH020-RH-PBK	Locking window handle	PBK	Each

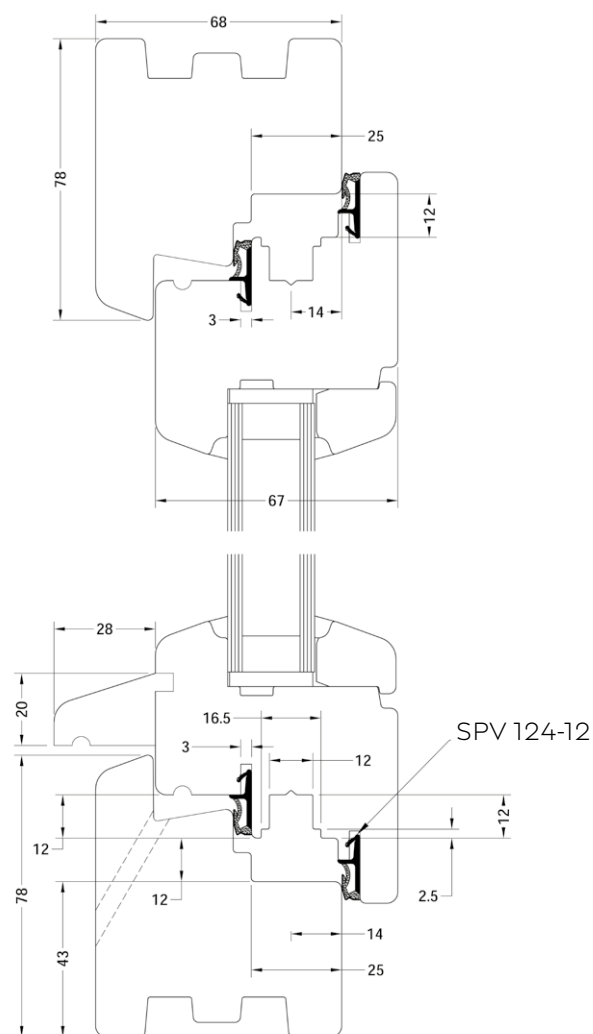
- [illegible]

## MACO TRICOAT TILT & TURN WINDOW SYSTEM CASEMENT WINDOW HARDWARE

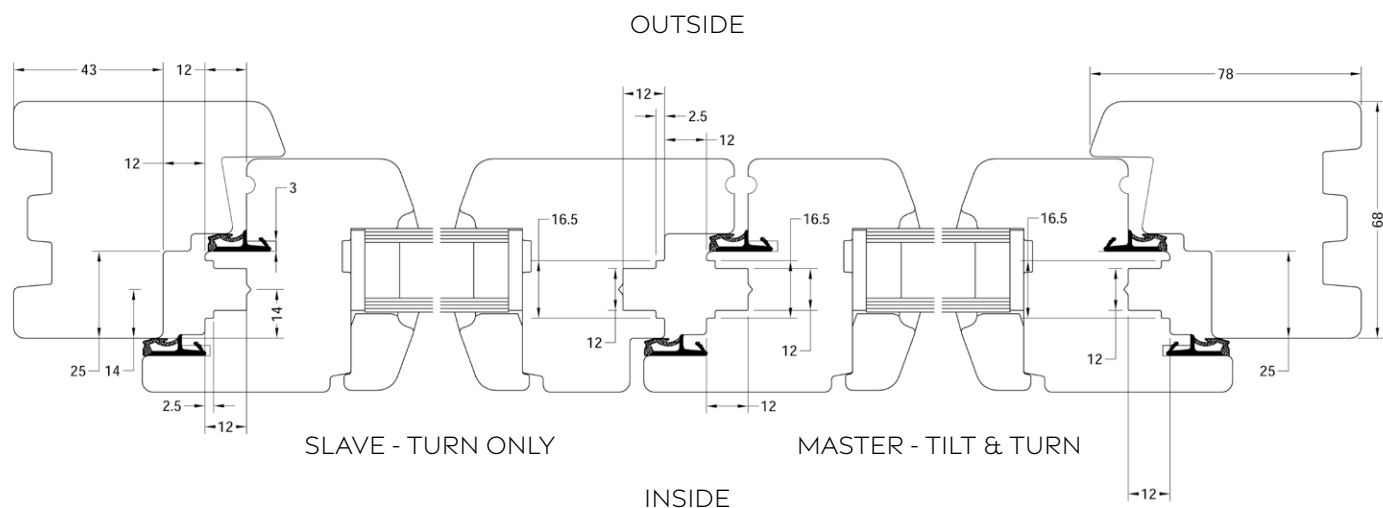
For detailed drawings visit: [www.coastal-group.com](http://www.coastal-group.com) as we also have available with 18mm rebates



### TILT & TURN WINDOW SECTION - SIDE VIEW

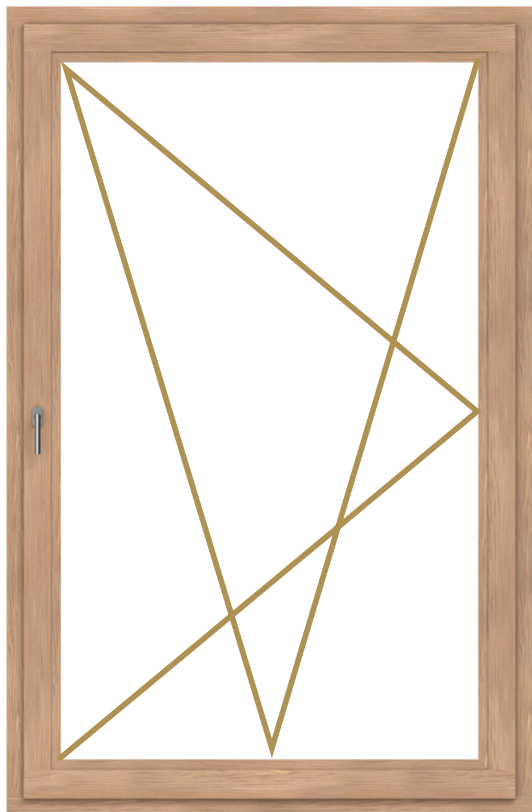


TILT & TURN DOUBLE WINDOW SECTION - PLAN VIEW





For detailed drawings visit: [www.coastal-group.com](http://www.coastal-group.com)



Inside View

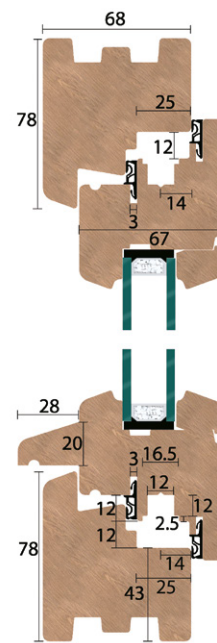


## TILT & TURN - SINGLE SASH

Min rebate size:  
370mm W x 470mm H  
Max rebate size:  
1400mm W x 2250mm H

Max weight:  
150kg

NOTE:  
Tilt only function can be achieved if  
required by using a TT-MMP77-TR  
Tilt Only Block




## TILT & TURN - DOUBLE SASH

Min rebate size, Master sash:  
490mm W x 431mm H  
Min rebate size, Slave sash:  
490mm W x 431mm H  
Max rebate size, Master sash:  
1400mm W x 2450mm H  
Max rebate size, Slave sash:  
1400mm W x 2450mm H

Max weight per sash:  
150kg

NOTE:  
Tilt and Turn on Master Sash only  
Turn on Slave only



Inside View

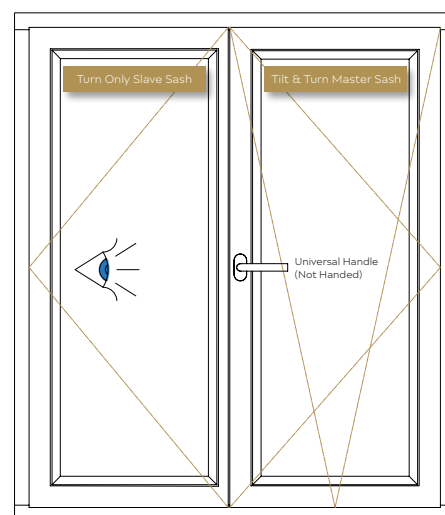
Company:						Contact Name:					
Postcode:						Telephone:					
Fax:						Email:					
Customer Project Reference Name:											
Your Window Reference Name:											
Overall Frame Height (mm):											
Overall Frame Width (mm):											
Single or Double Sash:											
Handing (viewed from inside):											
Weatherseal Colour (BK, BR or WH):											
Handles (as per selection on page 7):											
Handle Finish (as per selection on page 7):											

### NEED HELP TO WORK OUT THE HANDING ON YOUR TILT & TURN WINDOW SASH?

We always view our tilt & turn windows from the 'Inside' of the property, this is due to how this particular type of hardware is supplied.

The window drawn on the right is a 'Right Hand' Tilt & Turn Master Sash Window with a Left Hand Turn Only Slave Sash, as the points of the red arrow point to the 'hinged side'

Tilt only function can be achieved on single sashes if required.



Inside the Property

Send your completed enquiry forms to: Email [sales@coastal-group.com](mailto:sales@coastal-group.com), or Fax **01726 871 731**, Or call us on **01726 871 025** to discuss your requirements